



**October 4, 2024**

**Gloria Brown Burnett**  
**Deputy Secretary of Operations**

# Moore-Miller Administration Values



## Be Responsive

We work for you; when you reach out to us, you can expect a response within 48-hours



## Be Everywhere

Marylanders are across the state, and so will be our administration



## Be Data-Driven, Heart-Led

We rely on data and experiences to inform our decisions



## Follow Through

We are committed to completing all services



## Move urgently

We move quickly and diligently with a purpose



## Over-Communicate

We are transparent, honest, and open



## Be Innovative

We collaborate across agencies to identify and implement bold solutions



## Be Audacious

We encourage taking risks and implementing bold solutions



## Move with Integrity

We are honest and maintain strong moral principles



## Be Courageous

Lead with confidence to tackle hard problems



## Challenge the Status Quo

It's okay to disagree and offer a new viewpoint



## Outcomes-Focused

We will spend each day focused on leaving no one behind

# Poverty in Maryland

Federal Census data on Marylanders whose incomes met federal poverty levels in 2022 **558,567** (est. total)

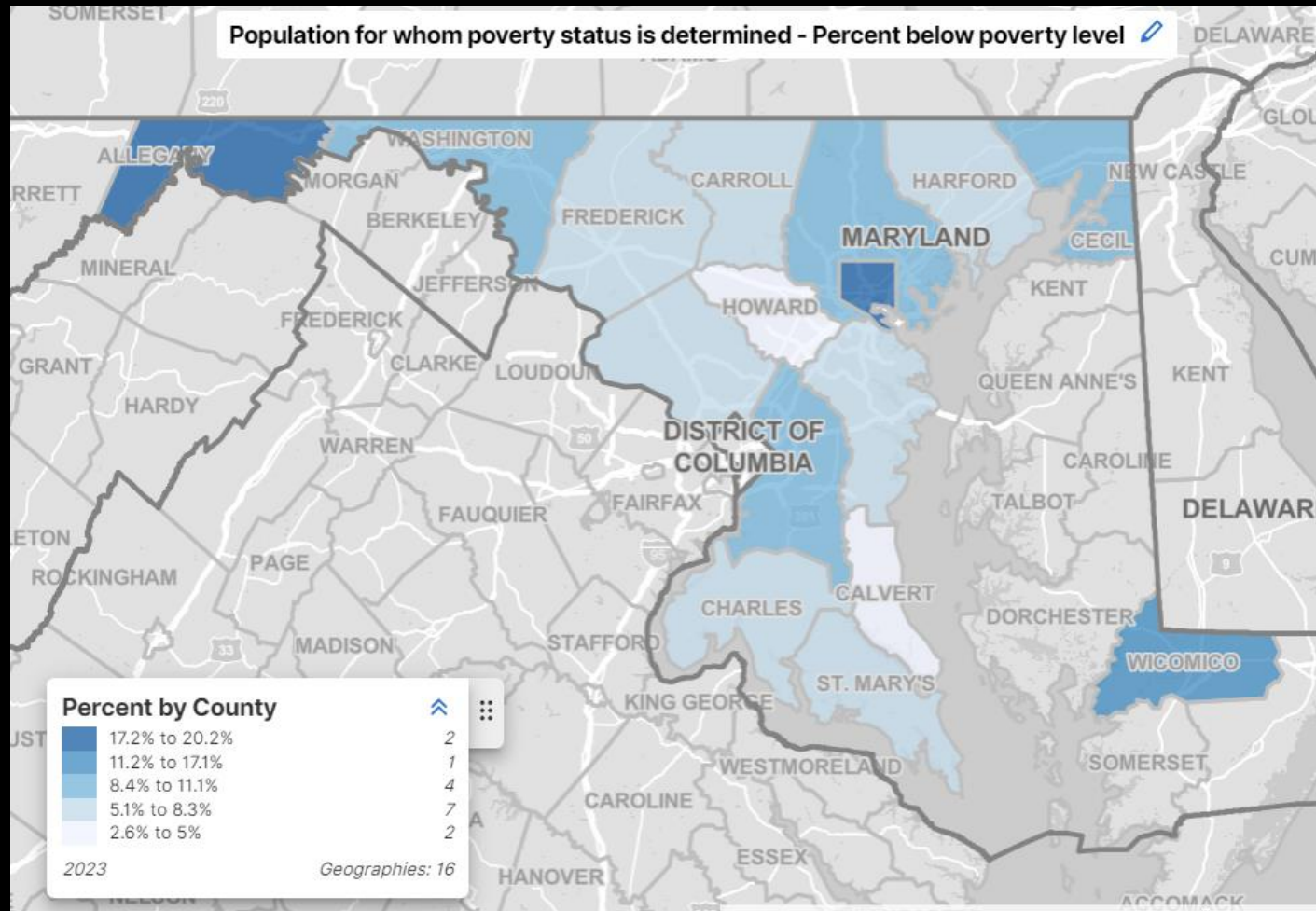
**Under 18 years old** **158,474** (est.)

**18 to 64 years old** **318,120** (est.)

**60 years old and over** **115,065** (est.)

United States Census Bureau FY 2022  
[https://data.census.gov/table/ACSST5Y2022.S1701?q=poverty%20in%20Maryland&g=040XX00US24\\$0500000](https://data.census.gov/table/ACSST5Y2022.S1701?q=poverty%20in%20Maryland&g=040XX00US24$0500000)

# Poverty in Maryland



U.S. Census Bureau. (n.d.). *Explore Census data*.  
[https://data.census.gov/map/040XX00US24\\$0500000/ACSST1Y2023/S1701?q=poverty%20in%20Maryland&layer=VT\\_2023\\_050\\_00\\_PY\\_D1&loc=38.8107,-77.6655,z6.0364](https://data.census.gov/map/040XX00US24$0500000/ACSST1Y2023/S1701?q=poverty%20in%20Maryland&layer=VT_2023_050_00_PY_D1&loc=38.8107,-77.6655,z6.0364)

# DHS Programs Mitigating Poverty

- **Adoption and Guardianship**
- **Adult Services**
- **Energy Assistance**
- **Bureau of Special Grants**
- **Child Protective Services**
- **Child Support Services**
- **Constituent Services**
- **Disability Help Center**
- **Shelter Services**
- **In-Home Aides**
- **Emergency Food Program**
- **Maryland Legal Services**
- **Maryland Office for Refugees and Asylees**
- **Medical Assistance**
- **Out-Of-Home Care**
- **Safe Haven**
- **Nutrition Assistance**
- **Emergency Food Assistance**
- **Workforce Development**

# Maryland Child Support Services

**2021**

**\$515 million collected**

**2021**

**96% distributed to families**

**2022**

**160,413 children served**

(OCSE, 2022)

# Medical Assistance in Maryland



**1.8M Marylanders have health coverage through Medicaid (Medical Assistance).**



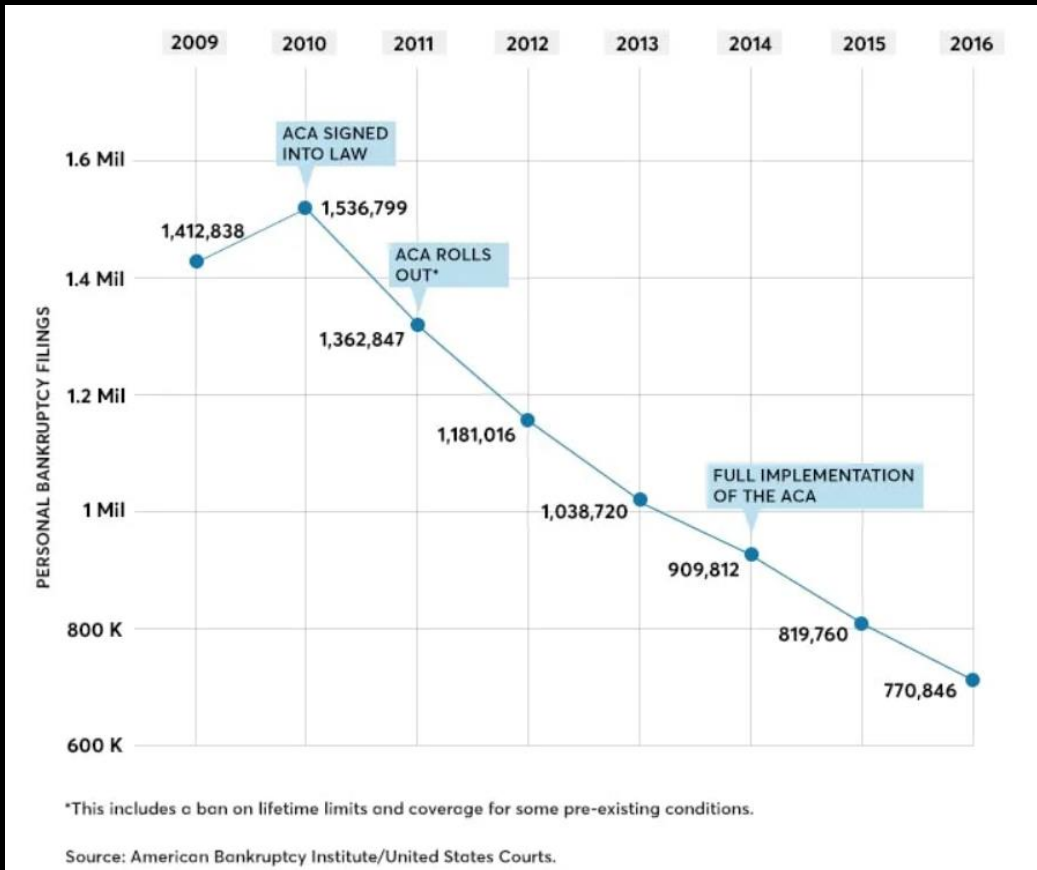
**Nearly half of those covered by Medicaid are children.**

**2022**

**358,900 Marylanders (6%) were still uninsured in 2022.**



# The Affordable Care Act helped reduce bankruptcies by half



**2010**

**1,536,799**

**2016**

**770,864**

# **The Importance of Partnership**

*That Made a Difference for Marylanders*

# **Examples of Partnership**

*That Made a Difference for Marylanders*

# Prince George's County Spanish Language Social Services One-Stop-Shop



# Maryland Libraries and Social Services Partnership

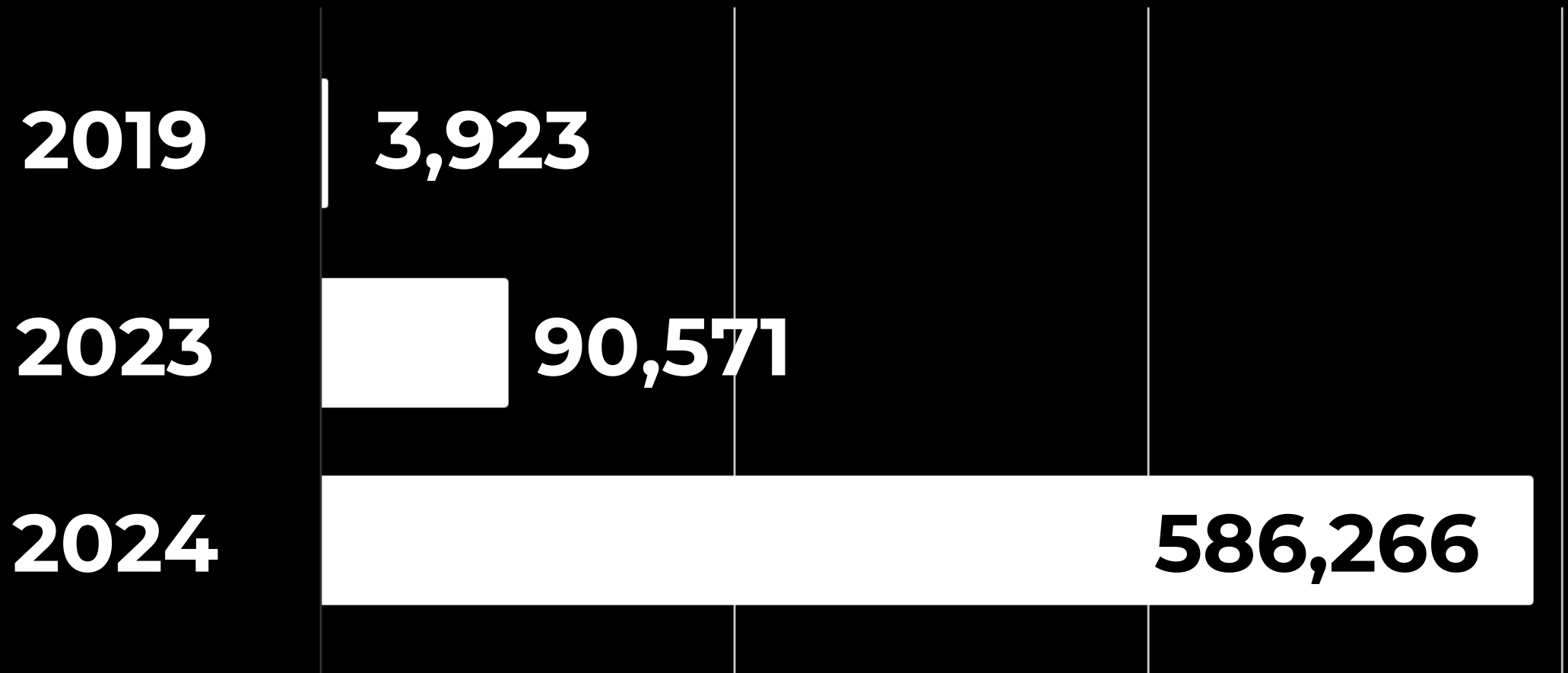


<https://msla.maryland.gov/Pages/SLRC.aspx>



MARYLAND  
SUN   
BUCKS

# 6.5x more children served from 2023-2024



# Eastern Shore

Caroline, Dorchester, Kent, Queen Anne's, Somerset, Talbot, Wicomico, Worcester

2023

3,511

2024

36,134

Children served

More than 10x increase



**Let's work together**

*For a better Maryland*

# Questions & Answers

*How can we help?*